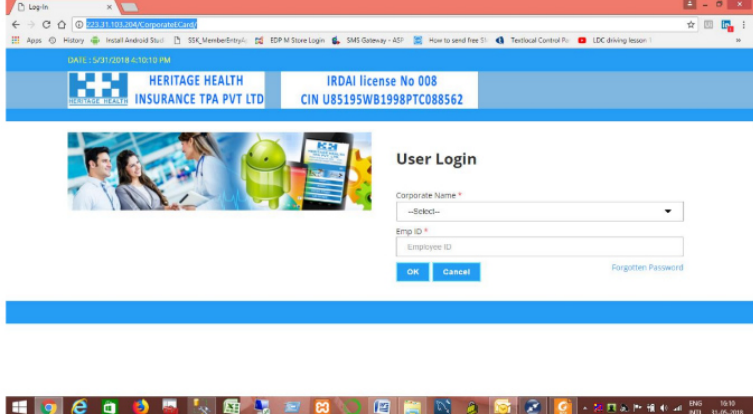
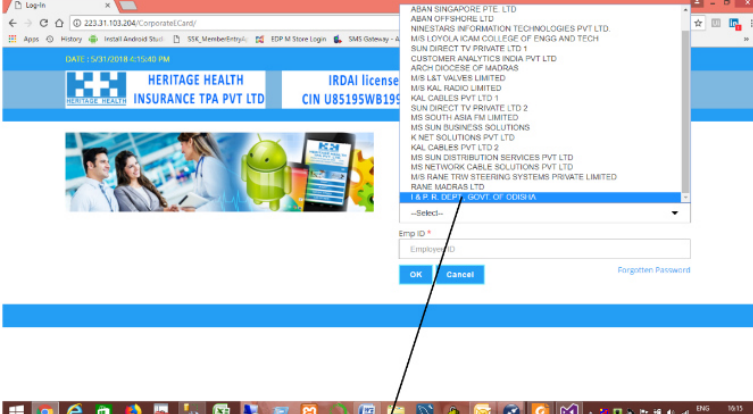
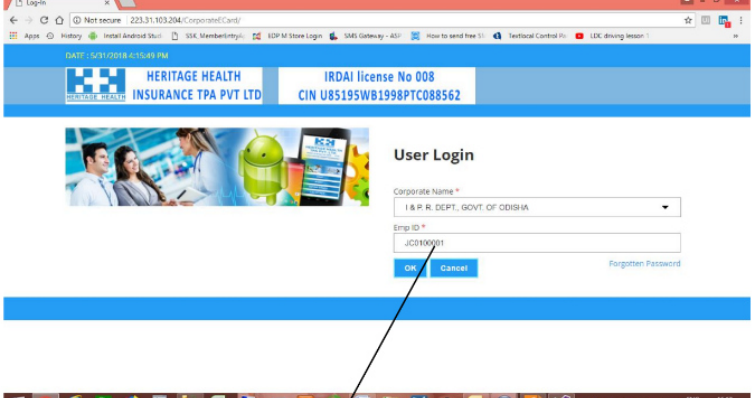


Index

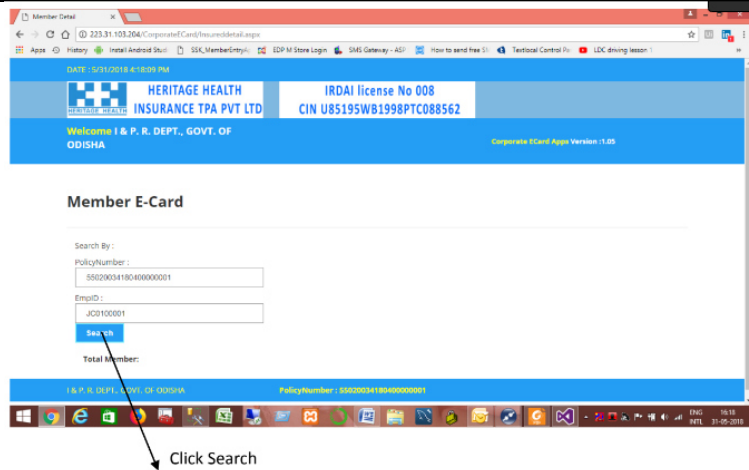
Steps to Dowload <u>Central Zone</u> E-Card	ii
Steps to Dowload <u>Southern Zone</u> E-Card	iv
Steps to Dowload <u>Northern Zone</u> E-Card	v

Steps to Download e-Card for Health insurance Cover:

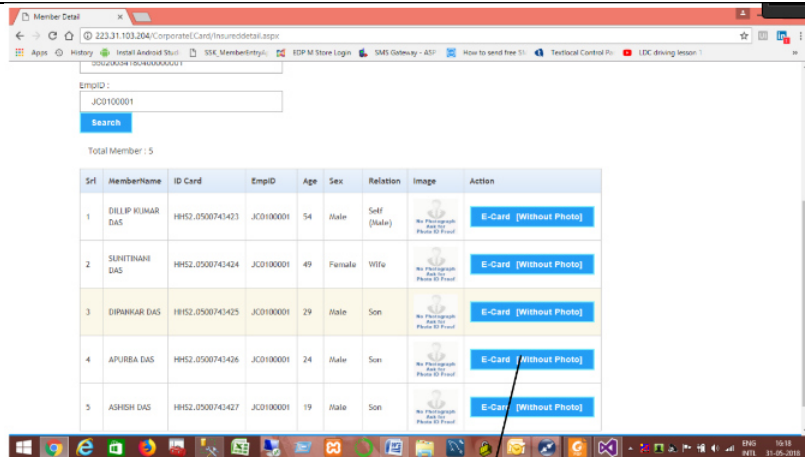
Central Zone Data

<p>Browse http://223.31.103.204/CorporateECard/</p>	
<p>Select I & PR DEPT.,GOVT OF ODISHA from the drop Down Menu</p>	
<p>Employee ID(Insurance ID) can be found in the data published in Official website of I&PR Deptt.</p>	

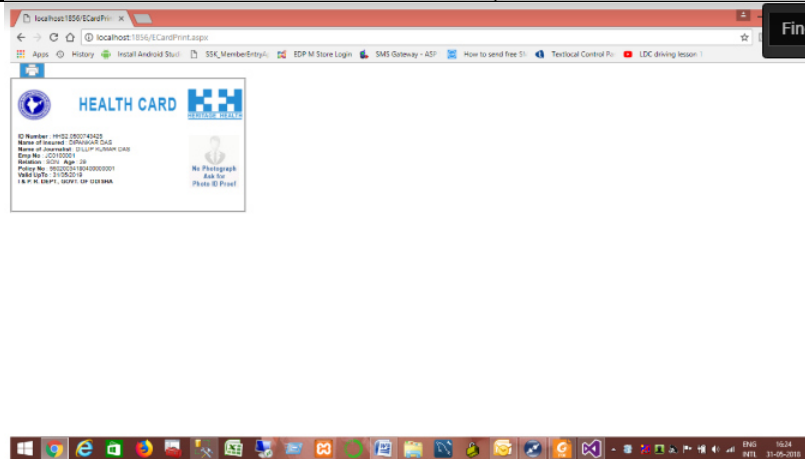
Click on Search Button



Click on the E-Card Button



Health Card Downloaded



Steps to Download e-Card for Health insurance Cover:

Southern Zone

Contact Number: Amir Hamza 9776220955**Please find the below steps for following points:-**

1. Ecard download
2. Claim Intimation

1) E card download steps:-

- Step 1 : Visit website : <https://www.paramounttpa.com>
- Step 2 : Click on Instant E-cards option
- Step 3 : Select Insurance Company(THE NEW INDIA INSURANCE COMPANY)
- Step 4 : Enter PHS Id No.
- Step 5 : Enter Mobile No
- Step 5 : Click on submit button
- Step 6 : You can take print out of e-cards

2) Claim Intimation Format

Claim intimation should be marked to below mentioned email id along with following details:

kolkata.ci@paramounttpa.com

Corporate Name

Name of the Employee

Name of the Patient

Paramount Mediclaim card no

Date of Admission

Hospital Name

Ailment

Please inform us for any further details.

Assuring you of our best services all times.

Steps to Download e-Card for Health insurance Cover:

Northern Zone

Contact Number: Jitu Mangaraj 7682855838

- Go to Play Store Download the **Medibuddy** App in your Android phone.
- Open downloaded App then put your health card number or Employee number with your actual DOB (Policy holder) & login your Email Id & Create your password.